



FRENCH WEB BINDING DIAGRAM

ADDITIONAL INSTRUCTIONS AND VIDEOS AVAILABLE ONLINE AT BIGJUMPPRESS.BLOG

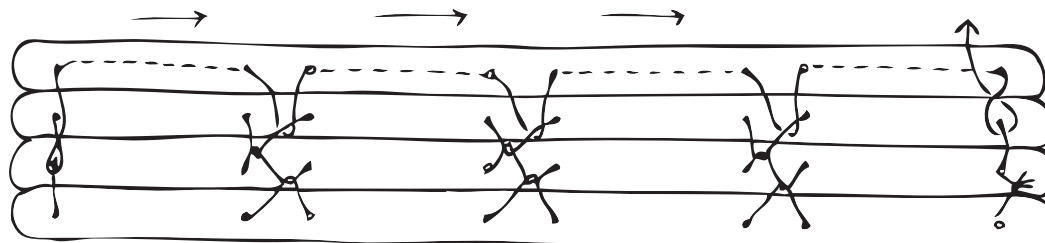
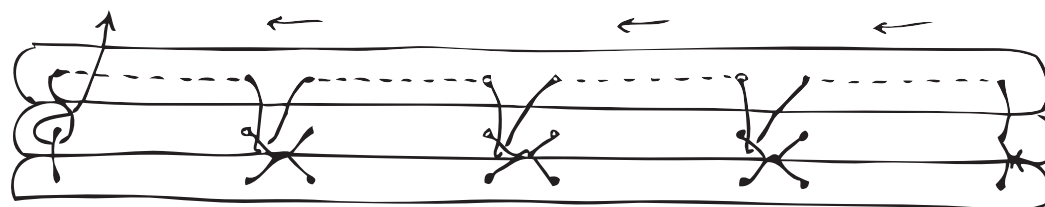
this diagram shows two more paired linking stations than you will need for your book. Ignore the center pair of holes.

start on the outside of the section. Leave a tail of about two inches.



when you finish sewing the second section, tie knot and add the third

do a kettle stitch by linking to the station below and passing the thread through the loop before you add the fourth section



do a kettle stitch before you add the next section

do two kettle stitches in the same spot to complete the binding. Trim the thread

